



## SCH40S SCH80S Stainless Steel Pipe Fittings Stub Ends With MSS SP 44

Our Product Introduction

for more products please visit us on piping-industry.com

### Basic Information

- Place of Origin: China
- Brand Name: DEYE
- Certification: ISO9001: 2015
- Model Number: PF-SE-S-04
- Minimum Order Quantity: 10pcs
- Price: USD 2-100 dollars for SS36L Reducers
- Packaging Details: Ply-Wooden Cases, Pallets , cartons
- Delivery Time: 10 work days
- Supply Ability: 25 tons for one month




### Product Specification

- Material: SS316/SS316L, SS304/SS304L, SS321, UNS31803, UNS32750
- Connection: Butt Welded BW
- Thickness: Sch5s, Sch10s, Sch40s, Sch80s, Sch160s, Xs, Xxs
- Surface: Pickling, Polish
- Highlight: **SCH80S Stainless Steel Pipe Fittings, SCH40S Stainless Steel Pipe Fittings, MSS SP 44 stainless stub end**



### More Images



## Product Description

### ANSI short type Stainless Steel Pipe Fitting stub ends with ANSI B16.9

#### Brief Introduction

**Stainless steel stub ends:** The main function of stub end is to connect pipes together in a piping system along with a stainless steel lap joint flange/backing flange. The stainless steel stub ends are used in conjunction with stainless steel lap joint flanges/backing flanges. Stub ends Type A and Type B. They are available in two standard lengths, long (ANSI) or short pattern (MSS). Schedule 5s and 10s stub end are usually offered in short lengths, and long lengths are available on special order. Schedule 40s stub end are supplied in either short or long lengths.

#### Products Information/Specification:

Butt-Welding Stainless Steel Pipe seamless and duct welded Pipe Fitting with standard ANSI B16.9
Stub Ends, Con. Reducers, Ecc. reducers, LR Elbows, SR Elbow, 180deg Return, Bends, Reducing Elbow, Straight Tee, Equal Tee, Y Tee, caps,
Size 1/2"-72" DN15-DN1800

From  
low  
thick  
ness  
to  
high  
er  
thick  
ness  
SCH  
5S,S  
CH1  
0s,S  
WCH2  
al 0S,S  
l CH3  
T 0,ST  
hi D,SC  
c H40  
k S,SC  
n H60,  
e XS,S  
s CH8  
s 0S,S  
CH1  
00,S  
CH1  
20,  
SCH  
160S  
,XXS  
DIN,  
SGP  
JIS  
thick  
ness

AST  
MA3  
12,  
AST  
M  
AWP  
40,  
ASM  
E,  
A234  
WPB  
A420  
,  
ANSI  
B16.  
9/B1  
6.28/  
B16.  
25

JIS  
B231  
1-  
St1997  
a /231  
n 2,  
d JIS  
ar B231  
d 1/B2  
312,  
DIN  
2605  
-  
1/26  
17/2  
615,

GB  
1245  
9-  
99,E  
N  
Stan  
dard  
etc.

Stain  
less  
Steel  
304,  
304L  
,  
304H  
,  
316,  
316L  
,  
316H  
,  
310,  
SS32  
1,  
SS32  
1H,  
347,  
347H  
,  
904L

Dupl  
ex  
SS  
2507  
,  
DSS  
2205  
,  
UNS  
3180  
3  
UNS  
3275  
0

1.43  
01,1.  
4306  
,  
1.44  
01,  
1.44  
35,  
1.44  
06,  
1.44  
04,  
1.44  
62,  
1.44  
10,  
1.45  
01

M  
at  
er  
ia  
l

Carb on Steel A234 WPB  WP5, WP9, WP1 1, WP2 2, A420 WPL 6, A420 WPL 8
ST37 .0,ST 35.8, ST37 .2,ST 35.4/ 8,ST 42,S T45, ST52 ,ST5 2.4
STP G38, STP G42, STP T42, STB 42,S TS42 ,STP T49, STS 49
Sand blast sur, acid pickli ng, e Polis hed

**Technology/ Technical Data Sheets**

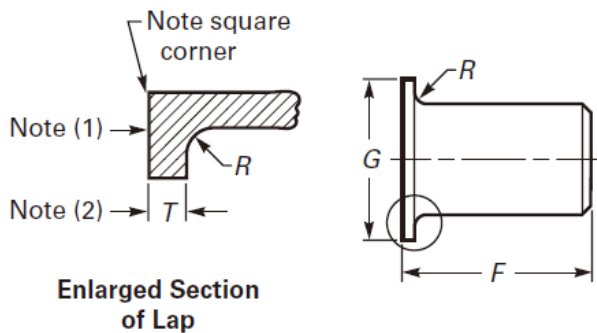
**Thickness List for pipefittings ANSI B16.9**

**Unit: mm**

Pipe Size DN (in)	Outside Dimeter D	Nominal Wall Thickness														
		Sch5s	Sch10	Sch20	Sch30	Sch40s	STD	Sch40	Sch60	Sch80s	XS	Sch80	Sch100	Schl20	Schl40	Schl60
1/8	10.3	—	—	—	—	1.73	1.73	1.73	—	2.41	2.41	2.41	—	—	—	—
1/4	13.7	—	—	—	—	2.24	2.24	2.24	—	3.02	3.02	3.02	—	—	—	—
3/8	17.1	—	—	—	—	2.31	2.31	2.31	—	3.20	3.20	3.20	—	—	—	—
1/2	21.3	1.65	—	—	—	2.77	2.77	2.77	—	3.73	3.73	3.73	—	—	—	4.78
3/4	26.7	1.65	—	—	—	2.87	2.87	2.87	—	3.91	3.91	3.91	—	—	—	5.56
1	33.4	1.65	—	—	—	3.38	3.38	3.38	—	4.55	4.55	4.55	—	—	—	6.35
1 1/4	42.2	1.65	—	—	—	3.56	3.56	3.56	—	4.85	4.85	4.85	—	—	—	6.35
1 1/2	48.3	1.65	—	—	—	3.68	3.68	3.68	—	5.08	5.08	5.08	—	—	—	7.14
2	60.3	1.65	—	—	—	3.91	3.91	3.91	—	5.54	5.54	5.54	—	—	—	8.74
2 1/2	73.0	2.11	—	—	—	5.16	5.16	5.16	—	7.01	7.01	7.01	—	—	—	9.53
3	88.9	2.11	—	—	—	5.49	5.49	5.49	—	7.62	7.62	7.62	—	—	—	11.13
3 1/2	101.6	2.11	—	—	—	5.74	5.74	5.74	—	8.08	8.08	8.08	—	—	—	—
4	114.3	2.11	—	—	—	6.02	6.02	6.02	—	8.56	8.56	8.56	—	11.13	—	13.49
5	141.3	2.77	—	—	—	6.55	6.55	6.55	—	9.53	9.53	9.53	—	12.70	—	15.88
6	168.3	2.77	—	—	—	7.11	7.11	7.11	—	10.97	10.97	10.97	—	14.27	—	18.26

8	219.1	2.77	—	6.35	7.04	8.18	8.18	8.18	10.31	12.70	12.70	12.70	15.09	18.26	20.62	23.01
10	273.1	3.40	—	6.35	7.80	9.27	9.27	9.27	12.70	12.70	12.70	15.09	18.26	21.44	25.40	28.58
12	323.9	3.96	—	6.35	8.38	9.53	9.53	10.31	14.27	12.70	12.70	17.48	21.44	25.40	28.58	33.32
14	355.6	3.96	6.35	7.92	9.53	—	9.53	11.13	15.09	—	12.70	19.05	23.83	27.79	31.75	35.71
16	406.4	4.19	6.35	7.92	9.53	—	9.53	12.70	16.66	—	12.70	21.44	26.19	30.96	36.53	40.49
18	457.2	4.19	6.35	7.92	11.13	—	9.53	14.27	19.05	—	12.70	23.83	29.36	34.96	39.67	45.24
20	508.0	4.78	6.35	9.53	12.70	—	9.53	15.09	20.62	—	12.70	26.19	32.54	38.10	44.45	50.01
22	558.8	4.78	6.35	9.53	12.70	—	9.53	—	22.23	—	12.70	28.58	34.93	41.28	47.63	53.98
24	609.6	5.54	6.35	9.53	14.27	—	9.53	17.48	24.61	—	12.70	30.96	38.89	46.02	52.37	59.54
26	660.4	—	7.92	12.70	—	—	9.53	—	—	—	12.70	—	—	—	—	—
28	711.2	—	7.92	12.70	15.88	—	9.53	—	—	—	12.70	—	—	—	—	—
30	762.0	6.35	7.92	12.70	15.88	—	9.53	—	—	—	12.70	—	—	—	—	—
32	812.8	—	7.92	12.70	15.88	—	9.53	17.48	—	—	12.70	—	—	—	—	—
34	863.6	—	7.92	12.70	15.88	—	9.53	17.48	—	—	12.70	—	—	—	—	—
36	914.4	—	7.92	12.70	15.88	—	9.53	17.48	—	—	12.70	—	—	—	—	—
38	965.2	—	—	—	—	—	9.53	—	—	—	12.70	—	—	—	—	—
40	1016.0	—	—	—	—	—	9.53	—	—	—	12.70	—	—	—	—	—
42	1066.8	—	—	—	—	—	9.53	—	—	—	12.70	—	—	—	—	—
44	1117.6	—	—	—	—	—	9.53	—	—	—	12.70	—	—	—	—	—
46	1168.4	—	—	—	—	—	9.53	—	—	—	12.70	—	—	—	—	—
48	1219.2	—	—	—	—	—	9.53	—	—	—	12.70	—	—	—	—	—

### Dimensions of Reducers



Nominal Pipe Size (NPS)	Outside Diameter of Barrel		Long Pattern Length, F	Short Pattern Length, F	Radius of Fillet, R	Diameter of Lap, G
	Max.	Min.	[Notes (3), (4)]	[Notes (3), (4)]	[Note (5)]	[Note (6)]
1/2"	22.8	20.5	76	51	3	35
3/4"	28.1	25.9	76	51	3	43
1	35.0	32.6	102	51	3	51
1-1/4"	43.6	41.4	102	51	5	64
1-1/2"	49.9	47.5	102	51	6	73
2	62.4	59.5	152	64	8	92
2-1/2"	75.3	72.2	152	64	8	105
3	91.3	88.1	152	64	10	127
3-1/2"	104.0	100.8	152	76	10	140
4	116.7	113.5	152	76	11	157
5	144.3	140.5	203	76	11	186
6	171.3	167.5	203	89	13	216
8	222.1	218.3	203	102	13	270
10	277.2	272.3	254	127	13	324
12	328.0	323.1	254	152	13	381
14	359.9	354.8	305	152	13	413
16	411.0	405.6	305	152	13	470
18	462.0	456.0	305	152	13	533
20	514.0	507.0	305	152	13	584
22	565.0	558.0	305	152	13	641
24	616.0	609.0	305	152	13	692

Stainless steel is the abbreviation for stainless and acid resistant steel. Steel that is resistant to weak corrosive media such as air, steam, water, or has rust resistance is called stainless steel; And the steel grade that is resistant to chemical corrosion media (such as acid, alkali, salt, etc.) corrosion is called acid resistant steel. For the Stainless Steel pipe fittings, the most common used material is SS304/304L, SS316/316L, DUPLEX SAF2507, SAF2205

Detail's specification of the material as below.

304/304L (UNS S30400/S30403)						
Chemical Composition%						
	Cr	Mn	Ni	P	S	Si
≤	--	≤	--	≤	≤	≤
0.035	18.0-20.0	2.00	8.0-13.0	0.045	0.03	1.00

Tensile Strength:  $\geq 485$  Mpa (70KSI)  
 Yield Strength:  $\geq 170$ Mpa (25KSPI)  
 Elongation  $\geq 40\%$

**316/316L (UNS S31600/S31603)**

**Chemical Composition%**

C	Cr	Mn	Mo	Ni	P	S	Si
$\leq$	--	$\leq$		--	$\leq$	$\leq$	$\leq$
0.035	16.0-18.0	2.00	2.0-3.0	10.0-14.0	0.045	0.03	1.00

Tensile Strength:  $\geq 485$  Mpa (70KSI)  
 Yield Strength:  $\geq 170$ Mpa (25KSPI)  
 Elongation  $\geq 40\%$

**SAF2205 (UNS31803)**

**Chemical Composition%**

C $\leq$	Si $\leq$	Mn $\leq$	P $\leq$	S $\leq$	Cr	Ni	Mo	Cu	N
0.03	1.0	2.0	0.03	0.02	22-23	4.5-6.5	3.0-3.50	/	0.14-0.2

**Mechanical Performance**

Test Items	Test Temp.	Performance	Standard Data
Tensile Strength	Room Temp.	Yield Strength $s \geq$	450 Mpa
		Tensile Strength $h \geq$	620 Mpa
		Elongation % $>$	25
		Reduction of Area $\Rightarrow$	/
Impact Value KV(J)	Room Temp.	<b>Lateral</b>	/
Brinell hardness	Room Temp.	$\leq$	290
Rockwell hardness	Room Temp.	$\geq$	/

**SAF2507(UNS32750)**

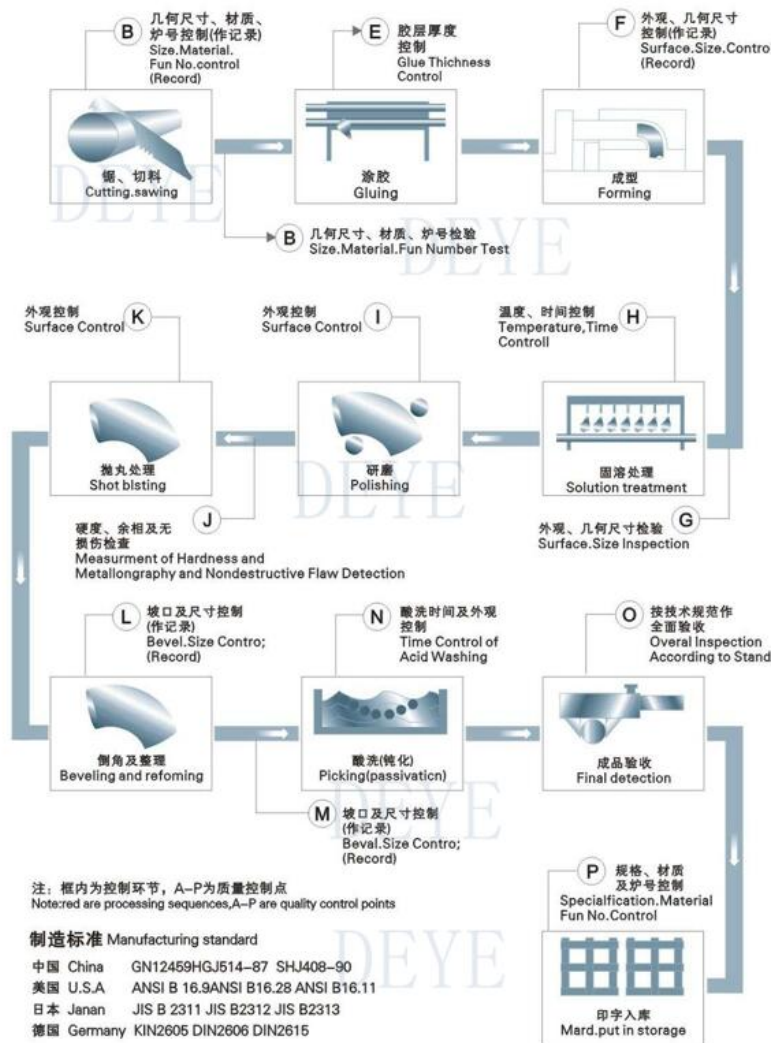
**Chemical Composition%**

c $\leq$	Si $\leq$	Mn $\leq$	P $\leq$	S $\leq$	Cr	Ni	Mo	Cu $\leq$	N
0.03	0.8	1.2	0.03	0.015	24-26	6.0-8.0	3.0-5.0	0.5	0.24-0.32

**Mechanical Performance**

Test Items	Test Temp.	Performance	Standard Data	
Tensile	Room Temp.	Yield Strength	$\emptyset \leq 55$ Rm $\geq$	550 Mpa
			$\emptyset > 55$ Rm $\geq$	515 Mpa
		Tensile Strength	$\emptyset \leq 55$ R0.002 $\geq$	800 Mpa
			$\emptyset > 55$ R0.002 $\geq$	760 Mpa
		Elongation A% (4D) $>$	$\emptyset \leq 55 \geq$	15
$\emptyset > 55 \geq$	15			
Brinell hardness HB	Room Temp.	$\emptyset \leq 5 \leq$	310	
		$\emptyset > 55 \leq$	310	

**Production Process**



## Application/Usage

Low and middle pressure fluid pipeline, boiler, petroleum and natural gas industry, drilling, chemical industry, electric industry, shipbuilding, fertilizer equipment and pipeline, structure, petrochemical, pharmaceutical industry, etc.

## FAQ/ Customer Question and Answers

**Q:** Customer asked for butt weld fittings in A105:

**A:** Most common carbon steel butt weld fitting material is A234WPB. It is equivalent to A105 flanges, however there is no such thing as an A105 or A106 butt weld fitting. A106 Gr.B is for pipe grade. The A234WPB fittings are made from A106GR.B pipes. A105 is a material from Bar forged to be High pressure Fittings or Flange

**Q:** Customer requests "Normalized" butt weld fittings:

**A:** This is also a misconception since flanges are available in A105 and A105 N, where N stands for normalized. However, there is no such thing as A234WPBN. Manufactures normalize their butt weld fittings was considered that normalized heat treating process was done, Especially for the elbows and Tees  
Customer needing "normalized" butt weld fittings should request WPL6 fittings which are high yield and are normalized as a standard procedure.

**Q:** Customer forgets to mention pipe schedule:

**A:** Butt weld fittings are sold as per pipe size but pipe schedule must be specified to match the ID of the fitting to the ID of the pipe. If no schedule is mentioned, we will assume a standard wall is requested.

**Q:** Customer forgets to mention welded or seamless butt weld fitting:

**A:** Butt weld fittings are available in both welded and seamless configuration. A seamless butt weld carbon steel or stainless steel fitting is made of seamless pipe and is generally more expensive.  
Seamless pipe fittings are NOT common in sizes bigger than 12". Welded pipe fittings are made of ERW welded carbon steel or stainless steel pipe. They are available in sizes 1/2" to 72" and are more affordable than seamless fittings.

**Q:** What does Short Radius (SR) or Long Radius (LR) means?

**A:** You will often hear SR45 elbow or LR45 elbow. The 45 or 90 refers to the angle of the bend for butt weld fitting to change the direction of flow.

A long radius elbow (LR 90 Elbow or LR 45 elbow) will have a pipe bend that will be 1.5 times the size of the pipe. So, a 6 inch LR 90 has bending radius that is 1.5 x nominal pipe size.

A short radius elbow (SR45 or SR90) has a pipe bend that is equal to the size of the fitting, so a 6" SR 45 has a bending radius that is 6" nominal pipe size.



**Q:** What is a 3R or 3D elbow pipe fitting?

**A:** First, the terms 3R or 3D are used synonymously. A 3R butt weld elbow has a bending radius that is 3 times the nominal pipe size. A 3R elbow is equal to 3D Elbows

#### **Our Service**

1. Technical support
2. Raw Material Quality control.
3. Inspection during the production time.
4. Final Test includes Surface, Dimension, PT Test, RT test, ultrasonic Test
5. Test Report each shipment
4. Flexible Delivery terms. EXW FOB CIF CFR DDP DDU
5. Flexible payment Ways: LC. TT. DP
6. Customized Package includes Logo. Cases Dimension.
7. 18 months quality Guarantee time.
9. Free replacement by air if any error founded
10. 24 hours to Feedback your questions

 **SHIJIAZHUANG DEYE PIPING INDUSTRY CO., LTD Pipefittings Department**



+8613292824811



[sales@deyepiping.com](mailto:sales@deyepiping.com)



[piping-industry.com](http://piping-industry.com)

No. 368 Youyi St. Shijiazhuang, Hebei, China