



SS316 Stainless Steel Pipe Flange For CL150LBS SCH40

Our Product Introduction

Basic Information

- Place of Origin: CHINA
- Brand Name: DEYE
- Certification: ISO9001:2015 PED
- Model Number: ZJD-F-WN01
- Minimum Order Quantity: 10PCS
- Price: USD2-USD100 each
- Packaging Details: Fumigation Ply-wooden cases
- Delivery Time: 25-30 days for order production
- Payment Terms: T/T, L/C, D/P
- Supply Ability: 200ton each month



Product Specification

- Standard: ASME B16.5, ASME B16.47, API 6A, EN 1092-1, BS 4504, BS 10, DIN, JIS, GOST.
- Material: SS316, SS316L, SS304/304L, DUPLEX SS UNS31803, UNS32750, 904L, INCONEL625,
- Size: 1/2" (DN15) ~ 48" (DN1200)
- Types: Weld Neck, Slip On, Blind, Socket Weld, Threaded, Lap Joint, Spectacle, Paddle, Long Weld Neck, Spacer, Orifice, Reduced, Plate
- Pressure Rating: Class 150, 300, 400, 600, 900, 1500, 2500; PN 6, PN 10, PN 16, PN 25, PN 40, PN 63, PN 100, PN 160, PN 250, PN 320, PN 400.
- Highlight: **SS316 Stainless Steel Pipe Flange, 48in Stainless Steel Pipe Flange, SCH40 stainless steel floor flange**

for more products please visit us on piping-industry.com

Product Description

SS316 stainless Steel pipe flange for CL150LBS SCH40

Forged SS flanges are used to connect a pipe with another mechanical device. In the oil and gas industry, forged ss flanges are preferred due to their intrinsic strength and durability.

Pipe flanges are available in multiple types, the standard ones are the welding neck, blind, socket weld, lap joint, threaded, etc.). There are also some special types of flanges, like the swivel flanges, reducer flanges, the Spectacle flanges, and the orifice flanges.

Generally, welding neck, slip-on, and socket weld flanges are used for high-pressure applications that require long-lasting flanged joints. Threaded flanges can be used with a lower pressure piping system, and if vibrations are not present.

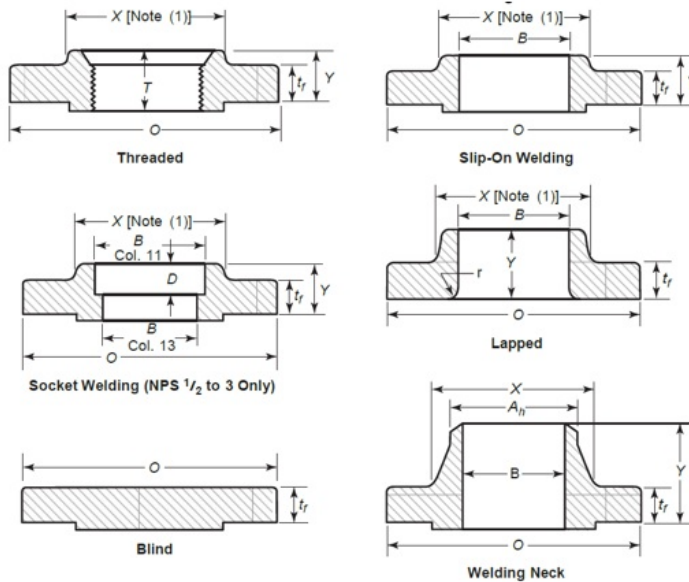
Lap joint flanges are used in connection with stub ends either to facilitate the alignment of the bolts of the two mating flanges or to reduce the cost of noble materials in high-grade flanged joints.

Product Information/Product Description/Basis Information/Specification

Product Name	Stainless steel304/304L, 316/316L, Duplex SS Pipe flange	
Types	<ul style="list-style-type: none"> ● Stainless steel Blind Flanges ● Stainless steel Spectacle Blinds ● Stainless steel High Hub Blinds ● Stainless steel Orifice Flanges ● Stainless steel Slip-on Flanges ● Stainless steel Socket Weld Flanges ● Stainless steel Weld Neck Flanges ● Stainless steel Flat Flanges ● Stainless steel Loose Flanges ● Stainless steel Threaded Flanges ● Stainless steel Lap Joint Flanges ● Stainless steel Reducing Threaded ● Stainless steel Weld Neck Flanges Series A or B ● Stainless steel Square Flanges ● Stainless steel Groove & Tongue Flanges ● Stainless steel Spade Flanges ● Stainless steel Forged flanges ● Stainless steel Raised Face Flanges ● Stainless steel RTJ Flanges ● Stainless steel Pipe Flange Spacer Ring 	
Face Finish	Flat Face (FF), Raised Face (RF), Ring Type Joint (RTJ), LM, TF,GF	
Material	ANSI	Stainless Steel SS 304/304L,316/316L, SS321, SS347H, SS316TI, SS304HM SS316H, 904L, UNS31803, UNS32750, UNS32760
		Alloy Steel: WHPY45/52/65/80/A 182 Grade F 5, A 182 Grade F 9, A 182 Grade F 11, F 12, F22, F91, A694 F42, F46, F48, F50, F52, F56, F60, F65, F70, A516.60, 65, 70 (Spectacle Blind Flange, Spacer Ring/Spade Flange),
		Steels for Low Temperature Service: A 350 Grade LF 1, A350LF2, A350LF4, A350LF6, A350LF8. CL1/CL2, LF3 CL1/CL2,
		Normally use: CS A105/SA 105N
	DIN	SS 304/304L,316/316L, Stainless steel1.4301, 1.4404, SAF2205, SAF2507,CS RST37.2;S235JR
	GOST	SS 304/304L,316/316L CS CT20;16MN;
	EN	SS 304/304L,316/316L CS RST37.2;S235JR;C22.8
	JIS	SS 304/304L, 316/316L CS SS400,SF440,
	BS	SS 304/304L,316/316L CSRST37.2;S235JR;C22.8;Q235
UNI	C SS 304/304L,316/316L SRST37.2;S235JR;C22.8;Q235	
SABS	304/304L,316/316L CSRST37.2;S235JR;Q235	
Pressure	ANSI	Class 150, 300, 600, 900, 1500 2500lbs, with welded thickness of Sch10s, SCH40s, SCH80s, SCH160s. SCHXXS
	DIN	PN6,PN10,PN16,PN25,PN40,PN64,PN100
	GOST	PN6,PN10,PN16,PN25
	EN	PN6,PN10,PN16,PN25,PN40,PN64,PN100
	JIS	1K,2K,5K,10K,16K,20K,30K,40K
	BS	PN6,PN10,PN16,PN25,PN40,PN64,PN100
	UNI	PN6,PN10,PN16,PN25,PN40
	SABS	600KPA, 1000,1600,2500,4000
	ANSI	1/2" – 60"
	DIN	DN15-DN2000
	GOST	DN10-DN1600

Size	EN	DN15-DN2000
	JIS	15A-1500A
	BS	DN15-DN2000
	UNI	DN10-DN2000
	SABS	DN10-DN600
Surface	Oil Black Paint, varnish, Golden yellow paint, anti-rust oil, galvanizing, Cold and Hot Dip Galvanized etc, Zinc plating. chrome plating. Black treatment, anodize, powder coating. punishment, brass plating. etc.	

Flanges Specification and different types



ASME/ANSI B16.5:

WELDING NECK FL ANGE, SLIPON FL ANGE. BLIND FLANGE. HIGH HUB BLIND FLANGE. SOCKET WELD FL ANGE. LAPJOINT FLANGE, THREADED FL ANGE. RING TYPE JOINT FLANGE. Pressure Class: 1 50.300,400. 600.900,1500,2500

ASME/ANSI B16.47 :

WELDING NECK FLANGE, BLIND FLANGE. Pressure Class: 75,150. 300, 400.600,900

ASME/ANSI B16.36:

ORIFICE FLANGE WELDING NECK FL ANGE, SLIPON FLANGE, THREADED FLANGE. Pressure Cass: 300, 400,600,900, 1500,2500

AWWAC207

AWWA standard steel-ring flanges, Class B* (86 psi)
 AWWA standard steel-ring flanges, Class D* (175-150psi)
 AWWA standard steel-hub flanges, Class D* (175-150 psi)
 AWWA standard steel-hub flanges, Class E* (275psi)
 AWWA standard steel-ring flanges, Class E* (275psi), Blind flanges 275PSI
 AWWA standard steel-ring flanges, Class F* (300psi), Blind flanges 300PSI

MSS-SP-44

WELDING NECK FLANGE, BLIND FLANGE TO ANSI B16.47 SERIES A
 Pressure Class: 75,150. 300, 400.600,900

JIS B2220/B2291 :

WELDIG NECK FLANGE, SLIPON HUB FLANGE SLIPONPLATE FLANGE, SHUT OFF FLANGE, SQUARE FLANGE.
 Pressure Class:5K.10K 16K 20K 30K

BS4504SEC3.1

WELDING NECK FLANGE (111/134). HUBBED SLIPON FLANGE (112), HUBBED THREADED FLANGE (113). LAPPED PIPE END FLANGE (133) PLATE FLANGE (101). LOOSE PLATE FLANGE (102) LOOSE PLATE WITH WELD-NECK FLANGE (104). BLANK FLANGE (105).
 Pressure Class: PN2.5 TO PN 40

BS1560:

WELDING NECK FLANGE. SOCKET WELDING FLANGE SLIP-ON BOSS FLANGE BLIND FL ANGE, SCREWED BOSS FLANGE, LAPPED FLANGE.
 Pressure Class: 150,300,400,600,900, 1500,2500

BS 10:

WELDING NECK FL ANGE. PL ATE SLIP-ON FLANGE. SCREWED, BOSS FLANGE, SLIPON BOSS FLANGE, BLIND FLANGE.

Table: D,E,F,H

DIN FLANGE:

DIN2573.DIN2576.DIN2641891 DIN2642. DIN2655. DIN2656, DIN2632 DIN263.DIN2634. DIN2635.DIN2636. DIN2637.DIN2638.DIN2673
Pressure from PN 6 TO PN320

AFNOR NFE 29-203:

PLATE FLANGE (01), LOOSE PL ATE FLANGE (02,03,04) BLIND FLANGE (05)
WELDING NECKFLANGE (111), HUBBED SLIP ON FLANGE (12) SCREWED FLANGE (13).
HUBBED SOCKET WELDING FLANGE(14),LOOSE HUBBED FLANGE(15),
INTEGRAL FLANGE (211)
Pressure Class: ISO- PN 2.5TO PN420

EN 092-1.

PLATE FLANGE SO (Type 01) LOOSE Plate flanges (Type02, 04) Blind flange (Type 05),
Welding Neck flange (Type 11), Hubbed Slip on Flange (Type 12), Screw Flange (Type 13),
Integral Flange (Type 21)
Pressure Class: PN2.5 to PN100

ASME/ANSI B16.9/MSS SP-43: STUB END. Type: A,B,C

UNI2253-67,UNI6091-67,UNI2276-67,UNI2280-67,UNI6089-67 PN6,PN10,PN16,PN25,PN40

GOST 12820-80,GOST 12821-80,Gost Blind
PN6,PN10,PN16,PN25, PN40, PN63, PN100, PN150,PN250

SABS1123

Technology/ How to use and install the different flange types

WELDING NECK FLANGES

They are connected to the pipe by means of a Butt weld connection. They are used when X-ray testing is required or if the torque over unions are maximum. Its long tapered neck optimizes the stress distribution



SLIP-ON FLANGES

This kind of flanges are installed with two weld bead, sliding the pipe inside. Thus installation costs are lower, so less accuracy is required for pipe cutting.



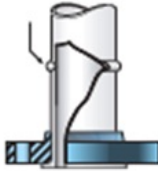
THREADED FLANGES

They are usually installed with the pipe previously threaded, in places where welding cannot be done. We do not recommend to install if there are high pressure variations in the system



LAP JOINT FLANGES

They slide on an overlapped gasket. They are commonly used where it is necessary to dismantle in order to be cleaned or repaired. Dismantling cost decreases due to the ease of flange turning and drilling alignment.



SOCKET WELD FLANGES

This kind of flange is especially designed for lower small diameters and high pressures. The pipe is inserted into the flange up to the seat and then is fillet welded against the cube.



BLIND FLANGES

Blind flanges are utilized for pipe ends, and they bolted to any of the above flange types.



The stainless steel material that normally used

Material Grades: Chemical Composition

ASTM Design	Analysis in % max.							
	C	Mn	Si	P	S	Cr	Ni	Mo
F304 L	0.030	2.00	1.00	0.045	0.030	18.00 - 20.00	8.00 - 13.00	2.00 -
F316	0.08	2.00	1.00	0.045	0.030	16.00 - 18.00	10.00 - 14.00	3.00
F316L	0.030	2.00	1.00	0.045	0.030	16.00 - 18.00	10.00 - 15.00	2.00 -
F321	0.08	2.00	1.00	0.045	0.030	17.00 - 19.00	9.00 - 12.00	3.00

physical properties

ASTM Design	Tensile strength		Fluency limit		Elongation in 50 mm.	Stress	Brinell Hardness (HB)	Charpy - V	
	Ksi min.	MPa	Ksi min.	MPa				Energy J	Testing Temp. °C
A182 - 07									
F304	751	5151	30	205	30	50	156 - 207		
F304L	702	4852	25	170	30	50			
F316	751	5151	30	205	30	50			
F316L	702	4852	25	170	30	50			
F321	751	5151	30	205	30	50			

SAF2205 (UNS31803)

Chemical Composition%

C≤	Si ≤	Mn≤	P ≤	S ≤	Cr	Ni	Mo	Cu	N
0.03	1.0	2.0	0.03	0.02	22-23	4.5-6.5	3.0-3.50	/	0.14-0.2

physical Performance

Test Items	Test Temp.	Performance	Standard Data
Tensile Strength	Room Temp.	Yield Strength s_{\geq}	450 Mpa
		Tensile Strength h_{\geq}	620 Mpa
		Elongation % >	25
		Reduction of Area=>	/
Impact Value KV(J)	Room Temp.	Lateral	/
Brinell hardness	Room Temp.	≤	290
Rockwell hardness	Room Temp.	≥	/

SAF2507(UNS32750)

Chemical Composition%

c ≤	Si≤	Mn≤	P≤	S≤	Cr	Ni	Mo	Cu≤	N
0.03	0.8	1.2	0.03	0.015	24-26	6.0-8.0	3.0-5.0	0.5	0.24-0.32

physical Performance

Test Items	Test Temp.	Performance	Standard Data	
Tensile	Room Temp.	Yield Strength	$\varnothing \leq 55 R_m \geq$	550 Mpa
			$\varnothing > 55 R_m \geq$	515 Mpa
		Tensile Strength	$\varnothing \leq 55 R_{0.002} \geq$	800 Mpa
			$\varnothing > 55 R_{0.002} \geq$	760 Mpa
Elongation A% (4D) >		$\varnothing \leq 55 \geq$	15	
		$\varnothing > 55 \geq$	15	
Brinell hardness HB	Room Temp.	$\varnothing \leq 5 \leq$	310	
		$\varnothing > 55 \leq$	310	

Flange Production Process/ Manufacture Procdcedure




Application/Usage

A flange is a method of connecting pipes, valves, pumps, and other equipment to form a piping system to convey the water, steam, air, gas and oil. It also provides easy access for cleaning, inspection, or modification.

Flange Photos for shipment

Slip on flanges, CL150LBS, threaded Flanges, 1500LBS RJ flanges, CL2500LBS Weld Neck flange, etc.







DEYE SHIJIAZHUANG DEYE PIPING INDUSTRY CO., LTD Pipefittings Department)

+8613292824811

sales@deyepiping.com

pipng-industry.com

No. 368 Youyi St. Shijiazhuang, Hebei, China