



DSS SDSS SS Slip On Flange With Pressure Rating 150lbs PN16

Our Product Introduction

Basic Information

- Place of Origin: CHINA
- Brand Name: DEYE
- Certification: ISO9001:2015 PED
- Model Number: ZJD-F-SO20
- Minimum Order Quantity: 10PCS
- Price: USD2-USD100 each
- Packaging Details: Fumigation Ply-wooden cases
- Delivery Time: 25-30 days for order production
- Payment Terms: T/T, L/C, D/P
- Supply Ability: 200ton each month



Product Specification

- Standard: ASME B16.5, ASME B16.47, API 6A, EN 1092-1, BS 4504, BS 10, DIN, JIS, GOST.
- Material: SS316, SS316L, SS304/304L, DUPLEX SS UNS31803, UNS32750, 904L, INCONEL625,
- Size: 1/2" (DN15) ~ 48" (DN1200)
- Types: Weld Neck, Slip On, Blind, Socket Weld, Threaded, Lap Joint, Spectacle, Paddle, Long Weld Neck, Spacer, Orifice, Reduced, Plate
- Pressure Rating: Class 150, 300, 400, 600, 900, 1500, 2500; PN 6, PN 10, PN 16, PN 25, PN 40, PN 63, PN 100, PN 160, PN 250, PN 320, PN 400.
- Highlight: **SDSS ss slip on flange, DSS ss slip on flange, 150lbs slip on flanges**

for more products please visit us on piping-industry.com

Product Description

DSS SDSS SS Slip On Flanges With Pressure Rating 150lbs PN16

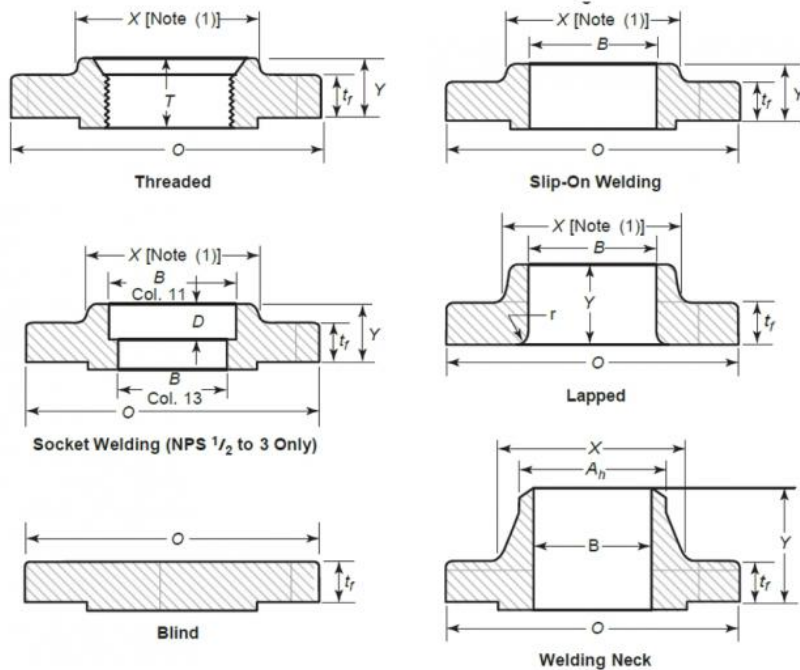
DSS Flanges means duplex stainless steel flanges i.e. UNS31803 flanges and 2205 flanges, and SDSS is short for Super duplex Stainless steel Flanges, Duplex Stainless Steel (DSS) has a matrix consist of austenite and ferrite in approximately same volume. DSS has both excellent corrosion resistance and high mechanical strength. Therefore DSS flanges are suitable for sever environments like subsea piping system of corrosive oil and gas. SDSS has a better corrosion resistance than DSS and is therefore widely used in desalination, offshore oil and marine heavy industry. We offer super duplex pipes, super duplex fittings, UNS32750, SAF2507, A182 F55, A182 F53 flanges and more.

Product Information/Product Description/Basis Information/Specification

| | | |
|---------------------|---|--|
| Product Name | STAINLESS STEEL RAISED FACE FLANGES WITH PRESSURE RATING 150LBS PN16 | |
| Types | <ul style="list-style-type: none"> ● Stainless steel Blind Flanges ● Stainless steel Spectacle Blinds ● Stainless steel High Hub Blinds ● Stainless steel Orifice Flanges ● Stainless steel Slip-on Flanges ● Stainless steel Socket Weld Flanges ● Stainless steel Weld Neck Flanges ● Stainless steel Flat Flanges ● Stainless steel Loose Flanges ● Stainless steel Threaded Flanges ● Stainless steel Lap Joint Flanges ● Stainless steel Reducing Threaded ● Stainless steel Weld Neck Flanges Series A or B ● Stainless steel Square Flanges ● Stainless steel Groove & Tongue Flanges ● Stainless steel Spade Flanges ● Stainless steel Forged flanges ● Stainless steel Raised Face Flanges ● Stainless steel RTJ Flanges ● Stainless steel Pipe Flange Spacer Ring | |
| Face Finish | Flat Face (FF), Raised Face (RF), Ring Type Joint (RTJ), LM, TF,GF | |
| Material | ANSI | Stainless Steel SS 304/304L,316/316L, SS321, SS347H, SS316TI, SS304HM SS316H, 904L, UNS31803, UNS32750, UNS32760 Alloy Steel: WHPY45/52/65/80/A 182 Grade F 5, A 182 Grade F 9, A 182 Grade F 11, F 12, F22, F91, A694 F42, F46, F48, F50, F52, F56, F60, F65, F70, A516.60, 65, 70 (Spectacle Blind Flange, Spacer Ring/Spade Flange), Steels for Low Temperature Service: A 350 Grade LF 1, A350LF2, A350LF4, A350LF6, A350LF8. CL1/CL2, LF3 CL1/CL2, Normally use: CS A105/SA 105N |
| | DIN | SS 304/304L,316/316L, Stainless steel1.4301, 1.4404, SAF2205, SAF2507,CS RST37.2;S235JR |
| | GOST | SS 304/304L,316/316L CS CT20;16MN; |
| | EN | SS 304/304L,316/316L CS RST37.2;S235JR;C22.8 |
| | JIS | SS 304/304L, 316/316L CS SS400,SF440, |
| | BS | SS 304/304L,316/316L CSRST37.2;S235JR;C22.8;Q235 |
| | UNI | C SS 304/304L,316/316L SRST37.2;S235JR;C22.8;Q235 |
| | SABS | 304/304L,316/316L CSRST37.2;S235JR;Q235 |
| Pressure | ANSI | Class 150, 300, 600, 900, 1500 2500lbs, with welded thickness of Sch10s, SCH40s, SCH80s, SCH160s. SCHXXS |
| | DIN | PN6,PN10,PN16,PN25,PN40,PN64,PN100 |
| | GOST | PN6,PN10,PN16,PN25 |
| | EN | PN6,PN10,PN16,PN25,PN40,PN64,PN100 |
| | JIS | 1K,2K,5K,10K,16K,20K,30K,40K |
| | BS | PN6,PN10,PN16,PN25,PN40,PN64,PN100 |
| | UNI | PN6,PN10,PN16,PN25,PN40 |
| | SABS | 600KPA,1000,1600,2500,4000 |
| Size | ANSI | 1/2" – 60" |
| | DIN | DN15-DN2000 |
| | GOST | DN10-DN1600 |
| | EN | DN15-DN2000 |
| | JIS | 15A-1500A |
| | BS | DN15-DN2000 |
| | UNI | DN10-DN2000 |

| | | |
|----------------|---|------------|
| | SABS | DN10-DN600 |
| Surface | Oil Black Paint, varnish, Golden yellow paint, anti-rust oil, galvanizing, Cold and Hot Dip Galvanized etc, Zinc plating. chrome plating. Black treatment, anodize, powder coating. punishment, brass plating. etc. | |

Flanges Specification and different types



ASME/ANSI B16.5:

WELDING NECK FL ANGE, SLIPON FL ANGE. BLIND FLANGE. HIGH HUB BLIND FLANGE. SOCKET WELD FL ANGE. LAPJOINT FLANGE, THREADED FL ANGE. RING TYPE JOINT FLANGE.
Pressure Class: 1 50.300,400. 600.900,1500,2500

ASME/ANSI B16.47 :

WELDING NECK FLANGE, BLIND FLANGE.
Pressure Class: 75,150. 300, 400.600,900

ASME/ANSI B16.36:

ORIFICE FLANGE WELDING NECK FL ANGE, SLIPON FLANGE, THREADED FLANGE.
Pressure Cass: 300, 400,600,900, 1500,2500

AWWAC207

AWWA standard steel-ring flanges, Class B* (86 psi)
AWWA standard steel-ring flanges, Class D* (175-150psi)
AWWA standard steel-hub flanges, Class D* (175-150 psi)
AWWA standard steel-hub flanges, Class E* (275psi)
AWWA standard steel-ring flanges, Class E* (275psi), Blind flanges 275PSI
AWWA standard steel-ring flanges, Class F* (300psi), Blind flanges 300PSI

MSS-SP-44

WELDING NECK FLANGE, BLIND FLANGE TO ANSI B16.47 SERIES A
Pressure Class: 75,150. 300, 400.600,900

JIS B2220/B2291 :

WELDING NECK FLANGE, SLIPON HUB FLANGE SLIPONPLATE FLANGE, SHUT OFF FLANGE, SQUARE FLANGE.
Pressure Class:5K.10K 16K 20K 30K

BS4504SEC3.1

WELDING NECK FLANGE (111/134). HUBBED SLIPON FLANGE (112), HUBBED THREADED FLANGE (113). LAPPED PIPE END FLANGE (133) PLATE FLANGE (101). LOOSE PLATE FLANGE (102) LOOSE PLATE WITH WELD-NECK FLANGE (104). BLANK FLANGE (105).
Pressure Class: PN2.5 TO PN 40

BS1560:

WELDING NECK FLANGE. SOCKET WELDING FLANGE SLIP-ON BOSS FLANGE BLIND FL ANGE, SCREWED BOSS FLANGE, LAPPED FLANGE.
Pressure Class: 150,300,400,600,900, 1500,2500

BS 10:

WELDING NECK FL ANGE. PL ATE SLIP-ON FLANGE. SCREWED, BOSS FLANGE,

SLIPON BOSS FLANGE, BLIND FLANGE.

Table: D,E,F,H

DIN FLANGE:

DIN2573.DIN2576.DIN2641891 DIN2642. DIN2655. DIN2656, DIN2632 DIN263.DIN2634.
DIN2635.DIN2636. DIN2637.DIN2638.DIN2673
Pressure from PN 6 TO PN320

AFNOR NFE 29-203:

PLATE FLANGE (01), LOOSE PL ATE FLANGE (02,03,04) BLIND FLANGE (05)
WELDING NECKFLANGE (111), HUBBED SLIP ON FLANGE (12) SCREWED FLANGE (13).
HUBBED SOCKET WELDING FLANGE(14),LOOSE HUBBED FLANGE(15),
INTEGRAL FLANGE (211)
Pressure Class: ISO- PN 2.5TO PN420

EN 092-1.

PLATE FLANGE SO (Type 01) LOOSE Plate flanges (Type02, 04) Blind flange (Type 05),
Welding Neck flange (Type 11), Hubbed Slip on Flange (Type 12), Screw Flange (Type 13),
Integral Flange (Type 21)
Pressure Class: PN2.5 to PN100

ASME/ANSI B16.9/MSS SP-43: STUB END. Type: A,B,C

UNI2253-67,UNI6091-67,UNI2276-67,UNI2280-67,UNI6089-67 PN6,PN10,PN16,PN25,PN40

GOST 12820-80,GOST 12821-80,Gost Blind

PN6,PN10,PN16,PN25, PN40, PN63, PN100, PN150,PN250

SABS1123

Technology/ How to use and install the different flange types

WELDING NECK FLANGES

They are connected to the pipe by means of a Butt weld connection. They are used when X-ray testing is required or if the torque over unions are maximum. Its long tapered neck optimizes the stress distribution



SLIP-ON FLANGES

This kind of flanges are installed with two weld bead, sliding the pipe inside. Thus installation costs are lower, so less accuracy is required for pipe cutting.



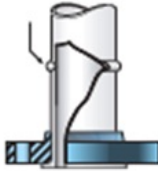
THREADED FLANGES

They are usually installed with the pipe previously threaded, in places where welding cannot be done. We do not recommend to install if there are high pressure variations in the system



LAP JOINT FLANGES

They slide on an overlapped gasket. They are commonly used where it is necessary to dismantle in order to be cleaned or repaired. Dismantling cost decreases due to the ease of flange turning and drilling alignment.



SOCKET WELD FLANGES

This kind of flange is especially designed for lower small diameters and high pressures. The pipe is inserted into the flange up to the seat and then is fillet welded against the cube.



BLIND FLANGES

Blind flanges are utilized for pipe ends, and they bolted to any of the above flange types.



The stainless steel material that normally used

Material Grades: Chemical Composition

| ASTM Design | Analysis in % max. | | | | | | | |
|-------------|--------------------|------|------|-------|-------|---------------|---------------|-------------|
| | C | Mn | Si | P | S | Cr | Ni | Mo |
| F304 L | 0.030 | 2.00 | 1.00 | 0.045 | 0.030 | 18.00 - 20.00 | 8.00 - 13.00 | |
| F316 | 0.08 | 2.00 | 1.00 | 0.045 | 0.030 | 16.00 - 18.00 | 10.00 - 14.00 | 2.00 - 3.00 |
| F316 L | 0.030 | 2.00 | 1.00 | 0.045 | 0.030 | 16.00 - 18.00 | 10.00 - 15.00 | 2.00 - 3.00 |
| F321 | 0.08 | 2.00 | 1.00 | 0.045 | 0.030 | 17.00 - 19.00 | 9.00 - 12.00 | |

physical properties

| ASTM Design | Tensile strength | | Fluency limit Elongation in 50 mm. | | | Stress % min. | Brinell Hardness (HB) | Charpy - V | | |
|-------------|------------------|------|---------------------------------------|-----|--------|------------------|--------------------------|------------|------------------|----------------------|
| | Ksi min. | MPa | Ksi min. | MPa | % min. | | | Energy J | Min. 1 Test tube | Average 3 Test tubes |
| A182 - 07 | | | | | | | | | | |
| F304 | 751 | 5151 | 30 | 205 | 30 | 50 | 156 - 207 | | | |
| F304 L | 702 | 4852 | 25 | 170 | 30 | 50 | | | | |
| F316 | 751 | 5151 | 30 | 205 | 30 | 50 | | | | |
| F316 L | 702 | 4852 | 25 | 170 | 30 | 50 | | | | |
| F321 | 751 | 5151 | 30 | 205 | 30 | 50 | | | | |

SAF2205 (UNS31803)

Chemical Composition%

| C≤ | Si≤ | Mn≤ | P≤ | S≤ | Cr | Ni | Mo | Cu | N |
|------|-----|-----|------|------|-------|---------|----------|----|----------|
| 0.03 | 1.0 | 2.0 | 0.03 | 0.02 | 22-23 | 4.5-6.5 | 3.0-3.50 | / | 0.14-0.2 |

physical Performance

| Test Items | Test Temp. | Performance | Standard Data |
|------------------|------------|---------------------------|---------------|
| Tensile Strength | Room Temp. | Yield Strength $s \geq$ | 450 Mpa |
| | | Tensile Strength $h \geq$ | 620 Mpa |
| | | Elongation % $>$ | 25 |
| | | Reduction of Area= $>$ | / |

| | | | |
|--------------------|------------|----------------|-----|
| Impact Value KV(J) | Room Temp. | Lateral | / |
| Brinell hardness | Room Temp. | ≤ | 290 |
| Rockwell hardness | Room Temp. | ≥ | / |

SAF2507(UNS32750)

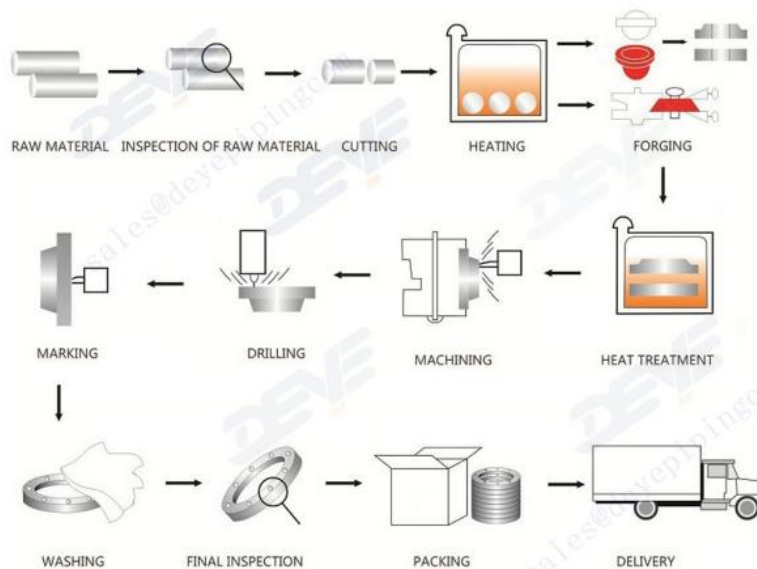
Chemical Composition%

| | | | | | | | | | |
|------|------|------|------|-------|-------|---------|---------|------|-----------|
| c ≤ | Si ≤ | Mn ≤ | P ≤ | S ≤ | Cr | Ni | Mo | Cu ≤ | N |
| 0.03 | 0.8 | 1.2 | 0.03 | 0.015 | 24-26 | 6.0-8.0 | 3.0-5.0 | 0.5 | 0.24-0.32 |

physical Performance

| Test Items | Test Temp. | Performance | Standard Data | |
|----------------------|------------|------------------|-----------------|---------|
| Tensile | Room Temp. | Yield Strength | Ø ≤ 55 Rm ≥ | 550 Mpa |
| | | | Ø > 55 Rm ≥ | 515 Mpa |
| | | Tensile Strength | Ø ≤ 55 R0.002 ≥ | 800 Mpa |
| | | | Ø > 55 R0.002 ≥ | 760 Mpa |
| Elongation A% (4D) > | | Ø ≤ 55 ≥ | 15 | |
| | | Ø > 55 ≥ | 15 | |
| Brinell hardness HB | Room Temp. | Ø ≤ 5 ≤ | 310 | |
| | | Ø > 55 ≤ | 310 | |

Flange Production Process/ Manufacture Procdedure




Application/Usage

A flange is a method of connecting pipes, valves, pumps, and other equipment to form a piping system to convey the water, steam, air, gas and oil. It also provides easy access for cleaning, inspection, or modification.

Flange Photos for shipment

Slip on flanges, CL150LBS, threaded Flanges, 1500LBS RJ flanges, CL2500LBS Weld Neck flange, etc.





DEYE SHIJIAZHUANG DEYE PIPING INDUSTRY CO., LTD Pipefittings Department



+8613292824811



sales@deyepiping.com



piping-industry.com

No. 368 Youyi St. Shijiazhuang, Hebei, China